

Independent Auditor's Report on Quarterly and Year to Date Audited Financial Results of J.A. FINANCE LTD. Pursuant to the Regulation 33 of the SEBI (Listing Obligations and Disclosure Requirements) Regulations, 2015, (as amended)

To
The Board of Directors of
J.A. FINANCE LTD.

Report on the audit of the financial statements

Opinion

We have audited the accompanying Statement of quarterly and year to date Financial Results of J.A. FINANCE LTD. (the "Company"), for the quarter and year ended March 31, 2023 (the "Statement"), attached herewith, being submitted by the Company pursuant to the requirement of Regulation 33 of SEBI (Listing Obligations and Disclosure Requirements) Regulations, 2015, as amended (the "Listing Regulations").

In our opinion and to best of our information and according to explanations given to us, the Statement:


- i. is presented in accordance with requirements of Regulation 33 of the Listing Regulations in this regard; and
- ii. gives a true and fair view in conformity with the applicable Accounting Standards and other accounting principles generally accepted in India, of the net profit and other comprehensive income and other financial information of the company for the quarter and year ended March 31, 2023.

Basis for Opinion

We conducted our audit in accordance with the Standards on Auditing ("SAs") specified under sub-section (10) of Section 143 of the Companies Act, 2013 (the "Act"). Our responsibilities under those Standards are further described in the "Auditor's Responsibilities for the Audit of the Financial Result" section of our report. We are independent of the Company in accordance with the Code of Ethics issued by the Institute of Chartered Accountants of India together with the ethical requirements that are relevant to our audit of the financial results under the provisions of the Act and the Rules thereunder, and we have fulfilled our other ethical responsibilities in accordance with these requirements and the Code of Ethics. We believe that the audit evidence we have obtained is sufficient and appropriate to provide a basis for our opinion.

Management's Responsibilities for the Financial Results

The Statement has been prepared on the basis of the annual financial statements. The Company's Board of Directors are responsible for the preparation of the Statement that give a true and fair view of the net profit and other comprehensive income of the company and other financial information in accordance with accounting standards specified under Section 133 of the Act read with relevant rules issued there under and other accounting principles generally accepted in India and in compliance with Regulation 33 of the Listing Regulations. This responsibility also includes maintenance of adequate accounting records in accordance with the provisions of the Act for safeguarding of the assets of the



Company and for preventing and detecting frauds and other irregularities; selection and application of appropriate accounting policies; making judgments and estimates that are reasonable and prudent; and design, implementation and maintenance of adequate internal financial controls that were operating effectively for ensuring the accuracy and completeness of the accounting records, relevant to the preparation and presentation of the statements that give a true and fair view and are free from material misstatement, whether due to fraud or error.

In preparing the statements, the Board of Directors are responsible for assessing the Company's ability to continue as a going concern, disclosing, as applicable, matters related to going concern and using the going concern basis of accounting unless the Board of Directors either intends to liquidate the Company or to cease operations, or has no realistic alternative but to do so.


The Board of Directors are also responsible for overseeing the Company's financial reporting process.

Auditor's Responsibilities for the Audit of the Financial Results

Our objectives are to obtain reasonable assurance about whether the statements as a whole is free from material misstatement, whether due to fraud or error, and to issue an auditor's report that includes our opinion. Reasonable assurance is a high level of assurance but is not a guarantee that an audit conducted in accordance with SAs will always detect a material misstatement when it exists. Misstatements can arise from fraud or error and are considered material if, individually or in the aggregate, they could reasonably be expected to influence the economic decisions of users taken on the basis of statements.

As part of an audit in accordance with SAs, we exercise professional judgment and maintain professional skepticism throughout the audit. We also:

- Identify and assess the risks of material misstatement of the financial statements, whether due to fraud or error, design and perform audit procedures responsive to those risks, and obtain audit evidence that is sufficient and appropriate to provide a basis for our opinion. The risk of not detecting a material misstatement resulting from fraud is higher than for one resulting from error, as fraud may involve collusion, forgery, intentional omissions, misrepresentations, or the override of internal control.
- Obtain an understanding of internal control relevant to the audit in order to design audit procedures that are appropriate in the circumstances. Under Section 143(3) (i) of the Act, we are also responsible for expressing our opinion on whether the company has adequate internal financial controls with reference to financial statements in place and the operating effectiveness of such controls.
- Evaluate the appropriateness of accounting policies used and the reasonableness of accounting estimates and related disclosures made by the managements.
- Conclude on the appropriateness of management's use of the going concern basis of accounting and, based on the audit evidence obtained, whether a material uncertainty exists related to events or conditions that may cast significant doubt on the Company's ability to continue as a going concern. If we conclude that a material uncertainty exists, we are required to draw attention in our auditor's report to the related disclosures in the financial statements or, if such disclosures are inadequate, to modify our opinion. Our conclusions are based on the



audit evidence obtained up to the date of our auditor's report. However, future events or conditions may cause the company to cease to continue as a going concern.

- Evaluate the overall presentation, structure and content of the financial statements, including the disclosures and whether the financial statements represent the underlying transactions and events in a manner that achieves fair presentation.

We communicate with those charged with governance regarding, among other matters, the planned scope and timing of the audit and significant audit findings, including any significant deficiencies in internal control that we identify during our audit.

We also provide those charged with governance with a statement that we have complied with relevant ethical requirements regarding independence, and to communicate with them all relationships and other matters that may reasonably be thought to bear on our independence, and where applicable, related safeguards.

Other Matter

The statement includes the results for the quarter ended March 31, 2023 being the balancing figure between the audited figures in respect of full financial year ended March 31, 2023 and the published unaudited year-to-date figures up to the third quarter of the current financial year, which were subject to a limited review by us and previous auditors, as required under the Listing Regulations.

For S. K. Naredi & CO

Chartered Accountants

ICAI Firm Regn. No: 003333C



(CA Rahul Naredi)

Partner

M.No. : 302632



UDIN - 23302632 BGSDEH3627

Jamshedpur, India.

May 30, 2023

J.A.FINANCE LTD.

CIN :- L65999WB1993PLC058703

7B, Kiran Shankar Roy Road, 1st Floor, Punwani Chambers, Kolkata - 700001 (West Bengal)

Extract of Audited Financial Results for the Quarter & Year Ended March 31, 2023

(Rs In Lakhs)

Particulars	Quarter Ended			Year Ended	
	31.03.2023	31.12.2022	31.03.2022	31.03.2023	31.03.2022
	Audited	Unaudited	Audited	Audited	Audited
Total Income from Operations (Net)	43.86	57.83	54.68	217.86	214.47
Net Profit / (Loss) from ordinary activities after tax	(11.89)	17.48	5.86	40.55	169.69
Net Profit / (Loss) for the period after tax (after extraordinary items)	(11.89)	17.48	5.86	40.55	169.69
Total Comprehensive Income for the period (Comprising Profit/ (Loss) for the period (after tax) and other comprehensive income (after tax))	(14.47)	17.48	(110.96)	32.88	101.61
Equity Share Capital (Face value of Rs 10/- each)	1,064.87	1,064.87	1,064.87	1,064.87	1,064.87
Other Equity as shown in Audited Balance Sheet of the previous year	825.09	792.10	792.10	825.09	792.10
Earnings Per Share (for continuing & discontinued operations) (of Rs 10/- each)					
Basic:	0.38	0.16	1.49	0.38	1.49
Diluted:	0.38	0.16	1.49	0.38	1.49

Note:

The above is an extract of the detailed format of Quarterly Financial Results filed with the Stock Exchanges under Regulations 33 of the SEBI (Listing and Other Disclosure Requirements) Regulations, 2015.

The above financial results have been reviewed by the Audit committee and on its recommendation have been approved by Board of Directors at its meetings held on May 30, 2023

The Company is Primarily engaged in the business of financing and there are no separate reportable segments identified as per Ind AS 108 - Segment Reporting.

The figure for the previous quarter/period have been regrouped/rearranged wherever necessary to conform to the current period presentation.



For on behalf of Board of Directors of

J A Finance Ltd

CIN :- L65999WB1993PLC058703

(Akshay Goyal)


Managing Director

DIN - 00201393

Place: Jamshedpur

Dated : 30.05.2023

Particulars	March 31, 2023	March 31, 2022
I. ASSETS		
1 FINANCIAL ASSETS		
(a) Cash and Cash Equivalents	62.49	1.80
(b) Receivables		
(i) Trade Receivables	-	-
(c) Loans	2,338.35	2,086.10
(d) Investments	260.01	236.60
	2,660.85	2,324.51
2 NON-FINANCIAL ASSETS		
(a) Current Tax Assets (Net)	35.94	25.13
(b) Property, Plant and Equipment	0.41	0.54
(c) Other Non - Financial assets	25.39	2.26
	61.75	27.93
TOTAL ASSETS	2,722.60	2,352.43
II. LIABILITIES AND EQUITY		
LIABILITIES		
1 FINANCIAL LIABILITIES		
(a) Payables		
(I) Trade Payables		
(i) Total outstanding dues of micro enterprises and small enterprises	0.05	-
(ii) Total outstanding dues of Creditors other than micro enterprises and small enterprises	-	-
(II) Other Payables		
(i) Total outstanding dues of micro enterprises and small enterprises	-	-
(ii) Total outstanding dues of Creditors other than micro enterprises and small enterprises	-	-
(b) Borrowings (Other than Debt Securities)	812.50	471.00
(c) Other Financial Liabilities	4.19	3.58
	816.75	474.58
2 NON - FINANCIAL LIABILITIES		
(a) Current Tax Liabilites (Net)	-	-
(b) Deferred Tax Liabilities (Net)	12.90	15.48
(c) Other Non- Financial Liabilities	3.08	5.40
	15.98	20.88
EQUITY		
(a) Equity Share Capital	1,064.87	1,064.87
(b) Other Equity	825.00	792.10
	1,889.87	1,856.97
TOTAL LIABILITIES AND EQUITY	2,722.60	2,352.43



For and on behalf of the Board
For J.A. Finance Ltd.
(CIN: L65999WB1993PLC058703)

(Akshay Goyal)
Managing Director
(DIN - 00201393)

J.A.FINANCE LTD.

CIN :- L65999WB1993PLC058703

Regd.Off. - 7B, Kiran Shankar Roy Road, 1st Floor, Punwani Chambers, Kolkata - 700 001 (West Bengal)


Website :- www.jafinance.co.in

Statement of Audited Financial Results for the quarter & year ended March 31, 2023

(Rs in Lakhs)

Particulars	Quarter Ended			Year Ended	
	31.03.2023*	31.12.2022	31.03.2022*	31.03.2023	31.03.2022
I. Revenue from operations					
(a) Interest Income	63.23	57.63	48.37	236.34	208.61
(b) Fees and Commission Income	2.80	1.00	-	3.80	0.50
(c) Net Gain on Fair Value Changes	(22.18)	(0.80)	6.31	(22.29)	5.36
Total Revenue From Operations	43.86	57.83	54.68	217.86	214.47
II. Other Income	-	-	-	-	-
III. Total Income (I + II)	43.86	57.83	54.68	217.86	214.47
IV. Expenses:					
(a) Finance Costs	21.14	16.05	8.44	64.04	44.05
(b) Impairment on Financial Instruments	(1.09)	1.14	0.24	0.63	0.35
(c) Employee benefits expenses	15.44	15.05	22.21	60.82	60.83
(d) Depreciation, amortisation and impairment	0.03	0.03	0.03	0.12	0.11
(e) Other Expenses	16.18	2.20	6.91	29.98	19.84
Total expenses (IV)	51.70	34.47	37.84	155.59	125.19
V. Profit/(loss) before exceptional items and tax (III - IV)	(7.84)	23.36	16.84	62.26	89.28
VI. Exceptional items	-	-	(6.62)	-	103.00
VII. Profit/(loss) before tax (V + VI)	(7.84)	23.36	10.22	62.26	192.28
VIII. Tax expense:					
(a) Current tax	4.04	5.88	4.03	21.69	22.26
(b) Deferred tax	-	-	-	-	-
(c) Adjustment of taxes of earlier year	0.01	-	0.33	0.01	0.33
Total tax expense (VIII)	4.05	5.88	4.36	21.71	22.59
IX. Profit/(loss) for the year (VII - VIII)	(11.89)	17.48	5.86	40.55	169.69
X. Other comprehensive income/(loss)					
A. Items that will not be reclassified to profit or loss:					
(a) Net gain / (loss) on Equity instruments through OCI	0.00	-	(93.93)	(10.24)	(90.99)
(b) Income tax relating to items that will not be reclassified to profit or loss	2.58	-	22.90	2.58	22.90
Subtotal (A)	(2.57)	-	(116.83)	(7.66)	(68.09)
B. Items that will be reclassified to profit or loss					
(a) Net gain / (loss) on debt instruments through OCI	-	-	-	-	-
(b) Income tax relating to items that will be reclassified to profit or loss	-	-	-	-	-
Subtotal (B)	-	-	-	-	-
Other comprehensive income/(loss) for the year (A + B)	(2.57)	-	(116.83)	(7.66)	(68.09)
XI. Total Comprehensive Income/(Loss) for the year (IX+X)	(14.47)	17.48	(110.96)	32.88	101.61
XII. Earnings per share:					
Face Value Rs. 10 each:					
Basic	0.38	0.16	1.49	0.38	1.49
Diluted	0.38	0.16	1.49	0.38	1.49

For and on behalf of the Board
For J.A. Finance Ltd.
(CIN: L65999WB1993PLC058703)


(Akshay Goyal)
Managing Director
(DIN - 00201393)



Jamshedpur, India.
May 30, 2023

J.A.FINANCE LTD.

Statement of Cash Flows


For the year ended on March 31, 2023

(Rs in Lakhs)

Particulars	Year ended March 31, 2023	Year ended March 31, 2022
A) Cash flows from Operating activities		
Profit before exceptional items and taxes	62.26	89.28
Adjustments for Non - cash Expenses		
Prior Period Tax Expense	(0.01)	(0.33)
Depreciation and amortisation expense	0.12	0.11
Fair values changes	22.29	(5.36)
Impairment on financial instruments	0.63	0.35
Interest Paid	64.04	44.05
Cash flows from operating activities before working capital changes	149.33	128.11
Adjustment for working capital changes :		
(Increase)/decrease in Loans	(252.88)	(140.67)
(Increase)/decrease in current tax assets	(10.82)	(0.95)
(Increase)/decrease in other non-financial assets	(23.13)	47.70
(Increase)/decrease in Receivables	-	0.06
Increase/(decrease) in other financial liabilities	0.61	(3.41)
Increase/(decrease) in Payables	0.05	-
Increase/(decrease) in other non-financial liabilities	(2.32)	5.25
Cash generated from operations	(139.15)	36.09
Income tax paid (net of refund)	(22.27)	(20.94)
Net cash flows from operating activities (A)	(161.42)	15.15
B) Cash flows from Investing activities		
Proceeds from sale of investments at amortised cost	-	101.31
Purchase of investments at amortised cost	(55.36)	(113.44)
Purchase of PPE at cost	-	(0.65)
Net cash used in investing activities (B)	(55.36)	(12.78)
C) Cash flows from Financing activities		
Repayment of Borrowings (Other than Debt Securities)	341.50	53.81
Interest Paid	(64.04)	(44.05)
Dividend paid	-	(10.65)
Net cash from/(used in) financing activities (C)	277.46	(0.90)
Net increase/(decrease) in cash and cash equivalents (A+B+C)	60.69	1.47
Cash and cash equivalents as at April 01 (opening balance)	1.80	0.33
Cash and cash equivalents as at March 31 (closing balance)	62.49	1.80
Cash and cash equivalents as at March 31:		
Cash on hand	0.57	0.17
Balances with banks in current accounts	61.93	1.63
Term deposits with maturity of less than three months	-	-
Total	62.49	1.80

Note :-

The above cash flow statement has been prepared under the 'Indirect method' as set out in Ind AS - 7 on 'Statement of Cash Flows'.



For and on behalf of the Board of Directors

For J.A. Finance Ltd.

(CIN: L65999WB1993PLC058703)

(Akshay Goyal)

Managing Director

(DIN - 00201393)


J.A.FINANCE LTD.

Statement of Changes in Equity
For the year ended 31 March 2023

A Equity Share Capital		(Rs. in Lakhs)
Particulars		As at March 31, 2023
Issued, Subscribed and fully paid up:		
Balance as at 1 April 2021		399.33
----Changes in Equity Share Capital due to prior period errors		-
----Restated balance at the beginning of the current reporting period		-
----Changes in equity share capital during the current year (Bonus Shares Issued)		665.54
Balance as at 31 March 2022		1,064.87
----Changes in Equity Share Capital due to prior period errors		-
----Restated balance at the beginning of the current reporting period		-
----Changes in equity share capital during the current year (Bonus Shares Issued)		-
Balance as at 31 March 2023		1,064.87

B Other Equity		Reserves and Surplus					(Rs. in Lakhs)
Particulars	Capital Reserve	Impairment Reserve (As per RBI Guidelines)	Statutory Reserve pursuant to Section 45- IC of RBI Act, 1934	Retained earnings	Equity Instrument through OCI	Total	
Balance as at April 1, 2021	222.95	-	294.95	734.67	114.11	1,366.68	
Profit/(loss) for the year	-	-	-	169.69	-	169.69	
Changes in accounting policy or prior period errors	-	-	-	-	-	-	
Restated balance at the beginning of the current reporting period	-	-	-	-	-	-	
Other comprehensive income /(loss) for the year	-	-	-	-	(68.09)	(68.09)	
Total Comprehensive Income for the year	-	-	-	169.69	(68.09)	101.61	
Dividend Paid	-	-	-	(10.65)	-	(10.65)	
Transfer to Statutory Reserve	-	-	33.94	(33.94)	-	-	
Utilized towards issued of Bonus Shares	-	-	-	(665.55)	-	(665.55)	
Balance as at March 31, 2022	222.95	-	328.88	194.23	46.03	792.10	

Particulars	Capital Reserve	Impairment Reserve (As per RBI Guidelines)	Statutory Reserve pursuant to Section 45- IC of RBI Act, 1934	Retained earnings	Equity Instrument through OCI	Total
Balance as at April 1, 2022	222.95	-	328.88	194.23	46.03	792.10
Profit/(loss) for the year	-	-	-	40.55	-	40.55
Changes in accounting policy or prior period errors	-	-	-	-	-	-
Restated balance at the beginning of the current reporting period	-	-	-	-	-	-
Other comprehensive income /(loss) for the year	-	-	-	-	(7.66)	(7.66)
Total Comprehensive Income for the year	-	-	-	40.55	(7.66)	32.89
Dividend Paid	-	-	-	-	-	-
Transfer to Statutory Reserve	-	-	8.11	(8.11)	-	-
Transfer to General Reserve	-	-	-	-	-	-
Transfer to Debenture Redemption Reserve	-	-	-	-	-	-
Utilized towards issued of Bonus Shares	-	-	-	-	-	-
Balance as at March 31, 2023	222.95	-	337.00	226.67	38.37	824.99



For and on behalf of the Board of Directors
For J.A. Finance Ltd.
(CIN: L65999WB1993PLC058703)

(Akshay Goyal)
Managing Director
(DIN - 00201393)

J.A.FINANCE LTD.

CIN :- L65999WB1993PLC058703

Information as required by Regulation 52(4) of the Securities and Exchange Board of India (Listing Obligations and Disclosure Requirements) Regulations, 2015

Sr No	Particulars	Quarter ended			Year Ended	
		31.03.2023 (Audited)	31.12.2022 (Unaudited)	31.03.2022 (Audited)	31.03.2023 (Audited)	31.03.2022 (Audited)
1	Debt-Equity Ratio	0.43	0.62	0.25	0.43	0.25
2	Debt Service Coverage Ratio	NA	NA	NA	NA	NA
3	Interest Service Coverage Ratio	NA	NA	NA	NA	NA
4	Outstanding Redeemable Preference Share (Qty)	Nil	Nil	Nil	Nil	Nil
5	Outstanding Redeemable Preference Share (Value)	Nil	Nil	Nil	Nil	Nil
6	Capital Redemption Reserve (Rs in Lakhs)	222.95	222.95	222.95	222.95	222.95
7	Debenture Redemption Reserve	Nil	Nil	Nil	Nil	Nil
8	Networth (Rs in lakhs)	1,889.87	1,899.17	1,856.97	1,889.87	1,856.97
9	Net Profit after Tax (Rs in lakhs)	(11.89)	17.47	5.86	40.55	169.69
10	Earnings per Equity Share					
	Basic (Rs)	(0.11)	0.16	1.49	0.38	1.49
	Diluted (Rs)	(0.11)	0.16	1.49	0.38	1.49
11	Current Ratio	NA	NA	NA	NA	NA
12	Long Term Debt to Working Capital	NA	NA	NA	NA	NA
13	Bad debts to Accounts Receivable Ratio	NA	NA	NA	NA	NA
14	Current Liability Ratio	NA	NA	NA	NA	NA
15	Total Debts to Total Assets	0.30	0.38	0.20	0.30	0.20
16	Debtors Turnover	NA	NA	NA	NA	NA
17	Inventory Turnover	NA	NA	NA	NA	NA
18	Operating Margin (%)	NA	NA	NA	NA	NA
19	Net Profit Margin (%)	-27.12%	30.22%	10.72%	18.61%	79.12%
20	Sector Specific equivalent ratios					
	Capital Adequacy Ratio (%)	72.21%	62.09%	79.71%	72.21%	79.71%
	Gross NPA ratio (%)	-	-	-	-	-
	Net NPA ratio (%)	-	-	-	-	-
	NPA Provision Coverage Ratio (%)	-	-	-	-	-

i) Certain ratios/ line items marked with remark "N/A" are not applicable since the Company is a NBFC registered with RBI

ii) Debt Equity Ratio = [Debt Securities + Borrowings(Other than Debt Securities) + Deposits + Subordinated Liabilities]/[Equity Share Capital+Other Equity

iii) Net Worth = [Equity Share Capital + Other Equity]

iv) Total debts to total Assets = [Debt Securities + Borrowings(Other than Debt Securities) + Deposits + Subordinated Liabilities]/ Total Assets

v) Net Profit Margin (%) = Profit After Tax / Total Income

vi) Capital Adequacy Ratio has been computed as per RBI guidelines

vii) Gross NPA Ratio = Gross Stage 3 loans / Gross Loans

viii) Net NPA Ratio = Net Stage 3 Loans / (Gross loans - ECL on stage 3 loans) where Net stage 3 loan = Gross Stage 3 loans - ECL on stage 3 loans

ix) NPA Provision Coverage Ratio = ECL on Stage 3 loans / Gross stage 3 loans

x) Liquidity Coverage Ratio has been computed as per RBI guidelines

xi) NPA = Non Performing Assets




J A Finance Ltd

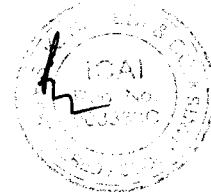
Notes:

1. The above financial results of the Company have been prepared in accordance with Indian Accounting Standards ('Ind AS') notified under the Companies (Indian Accounting Standards) Rules, 2015 as amended by the Companies (Indian Accounting Standards) Rules, 2016 and accordingly, these financial results together with the results for the comparative reporting period have been prepared in accordance with the recognition and measurement principles laid down in Indian Accounting Standard 34 "Interim Financial Reporting" ("Ind AS 34"), prescribed under Section 133 of the Companies Act, 2013 ("the Act"), and other recognized accounting practices generally accepted in India and in compliance with Regulation 33 of the SEBI (Listing Obligations and Disclosure Requirements) Regulations, 2015, as amended (the "Listing Regulations"). Any application guidance/ clarifications/ directions issued by the Reserve Bank of India or other regulators are implemented as and when they are issued/ applicable.
2. The above is an extract of the detailed format of Quarterly Financial Results filed with the Stock Exchanges under Regulations 33 of the SEBI (Listing and Other Disclosure Requirements) Regulations, 2015.
3. The above financial results have been reviewed by the Audit committee and on its recommendation have been approved by Board of Directors at its meetings held on May 30, 2023 pursuant to Regulation 33 of SEBI (Listing Obligation and Disclosure Requirements), Regulations 2015.
4. The financial results for the year ended March 31, 2023 have been audited by Statutory Auditors.
5. *The figures for the fourth quarter of current financial year and previous financial year are the balancing figures between audited figures in respect of full financial year(s) and the published year to date figures up to the end of third quarter of the current and previous financial year which was subject to limited review by the statutory auditors.
6. The company is involved in the business of NBFC activity only as such there is only one reportable segment. The Company operates in a single geographical segment. i.e. Domestic.
7. Disclosures in compliance with Regulations 52(4) of the SEBI (Listing Obligations and Disclosures Requirements) Regulations, 2015 for the Quarter and year ended March 31, 2023 are attached as Annexure.
8. The figure for the previous quarter/period has been regrouped/rearranged wherever necessary to conform to the current period presentation.

For or behalf of Board of Directors of
J.A. Finance Ltd.



(Akshay Goyal)
Managing Director
DIN – 00201393



Place :- Jamshedpur
Date :- 30.05.2023